

# *The Criminalist*

The Official Publication of the New Jersey Division, I.A.I.



*Summer 2003*

# New Jersey State Division

## International Association for Identification

### **PRESIDENT**

Timothy Sethman  
Westmoreland County (PA) D.A.'s Office  
(412) 830-3580

### **4TH VICE PRESIDENT**

Al Riccio  
Bergen County Sheriff's Office

### **1ST VICE PRESIDENT**

Rebecca Weston  
Union County Prosecutor's Office (Ret.)

### **SECRETARY/TREASURER**

Joseph Taussi  
Middlesex County Prosecutor's Office  
(732) 745-5736

### **2ND VICE PRESIDENT**

Michael O'Brien  
Pennsville Police Dept.

### **SERGEANT AT ARMS**

Chester Zalegowski  
Pennsylvania State Police (Ret.)

### **3RD VICE PRESIDENT**

John Mastalski  
Bridgeton Police Department

### **HISTORIAN**

David Gamble  
Monmouth County Prosecutor's Office

## New Jersey Division Board of Directors

### **CHAIRMAN**

Joseph F. Racite  
Carney's Point Police Dept. (Ret.)

### **MEMBERS**

Jay Wallace   Merrill D. Brant   Jeffrey Thompson  
William Kirkbride, Jr.   Gary Jones   James O'Brien   George Shigo  
Robert Miller   John Mehic III   Timothy F. Sullivan III

***THE CRIMINALIST***, P.O. BOX 2413, EDISON, N.J. 08818


EDITOR: Robert J. Garrett, Middlesex County Prosecutor's Office

PUBLISHER: NJ State Div., IAI, P.O. Box 2413, Edison, NJ 08818

The Criminalist is published quarterly. Advertising is accepted and rates are posted in each issue. Articles or editorial contributions should be made on computer disk in a popular word processing format. Illustrations should be made in either black and white photography or black and white line art. Editorial assistance is available to those wishing to contribute articles.

E-mail: [editor@njiai.org](mailto:editor@njiai.org) Phone: 732-745-5735 FAX: 732-418-9028

***On the Internet: [www.njaii.org](http://www.njaii.org)***



# President's Message

I hope this letter finds all enjoying the summer, even though it has been a bit wet. Where does the time go? It only seems like yesterday when I penned my first letter as president and now I pen my last. I would like to take this last opportunity to thank all of those who supported me through the Vice President chairs and as your President. I look forward to working with Rebecca, Mike, John and Al as Chairman of the Board.

I look forward to seeing everyone at our 17<sup>th</sup> annual educational conference in October at the Trump Marina Hotel and Casino. Rebecca Weston has put together a great speaker list. For the first time, thanks to the efforts of Bob Garrett and Joe Taussi, we are offering workshops. Bob and Joe have secured an excellent venue in an effort to enhance our membership and vendor participation. So, if you have not made your reservations, what are you waiting for? Our conference success depends on the support of our members.

I, along with Bob Garrett, attended the 88<sup>th</sup> International Educational conference in Ottawa Canada during the week of July 6<sup>th</sup> through the 11<sup>th</sup>. The New Jersey division was well represented with members Herb Pendleton, Saul Donner, Carmine Artone (and his lovely wife Carol and very beautiful and talented granddaughter Jessica) and John Pappas. I hope I haven't missed anyone. The city of Ottawa was beautiful, attendance seemed a little low, but the training, as always was excellent. While on the subject of the conference, Bob was reelected to the Board of Directors and congratulations are in order. Bob also received a citation and pin at the closing banquet, becoming a fellow of the Robert L. Johnson Foundation. Bob and I also attended

the divisional breakfast. Areas of training, certification and student members were addressed. This information will be provided to the members at our annual conference. Before leaving the topic of the conference, I received a request through Carmine to address a delegation from Bogotá Columbia on crime scene guideline issues; this was a first for me utilizing an interpreter and headphones. After listening and answering questions on various issues regarding crime scene processing I realized how lucky I am to live in an area with a relatively low crime rate! Again, thank you Carmine for the opportunity.

Since my last letter regarding the NJIDA, Chairman of the Board Joe Racite received correspondence from the Secretary of NJIDA, Tom Wilkins, advising there was some confusion with receiving the letter Joe sent on March 05, 2003, possibly due to the Tri-State conference going on. After reviewing the letter and talking with Joe we felt there was still an interest of a possible merger for the benefit of both parties. Joe has sent out an email to the board members concerning this matter. We did extend an invitation to the Board of the NJIDA to attend our pre-conference meeting in September in Atlantic City for the purpose of exploring this issue, allowing us time to present this information to our members and the full board at our annual conference.

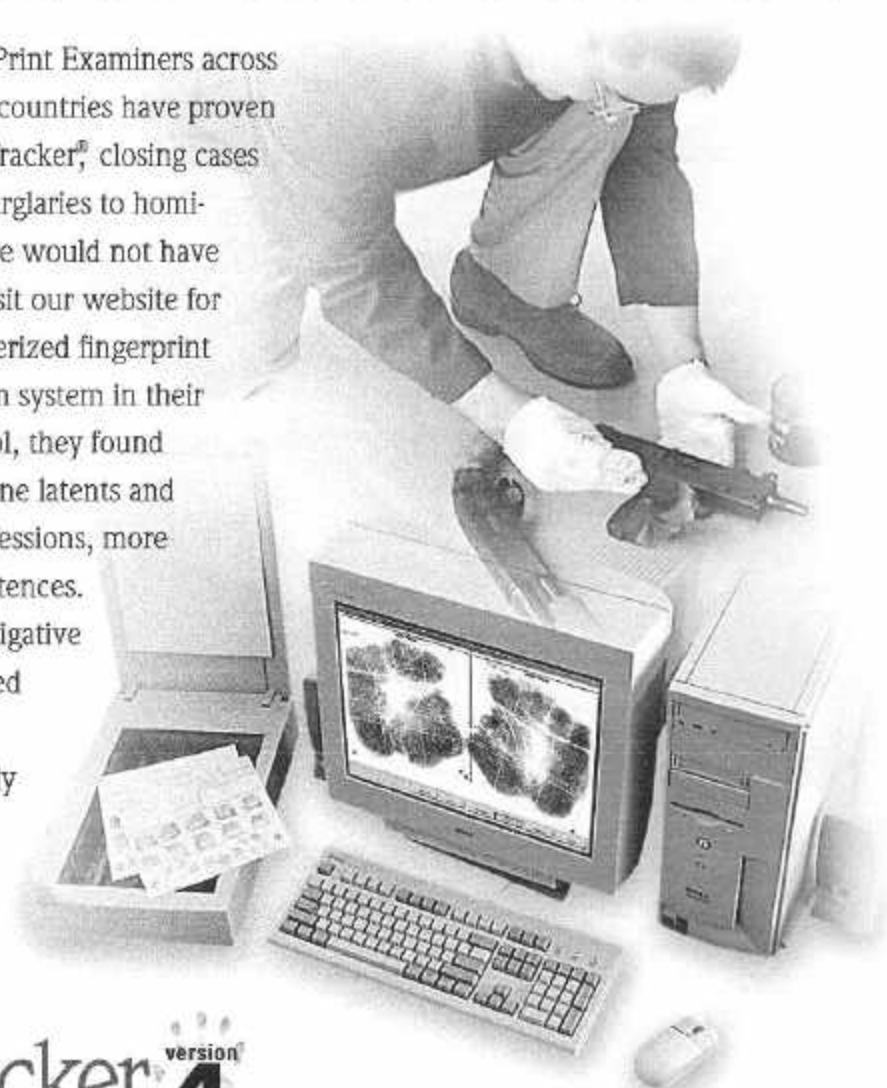
In closing, I again thank you for allowing me the privilege of serving as President of the NJIAI Division.

*Tim Sethman*

# Take Aim at Local Crime.

Detectives and Latent Print Examiners across the U.S. and in nine other countries have proven the effectiveness of AFIX®Tracker®, closing cases ranging from residential burglaries to homicides — cases they feel sure would not have been solved without it. (Visit our website for examples.) With a computerized fingerprint and palmprint identification system in their department, in their control, they found matches to more crime scene latents and reported getting more confessions, more convictions and longer sentences.

Want to aim the investigative power of the most advanced fingerprint and palmprint system in the world directly at the criminals in your community? Give us a call today.



**AFIX®Tracker®** version **4**

The Phoenix Group, Inc.  
205 N. Walnut  
Pittsburg, KS 66762

Phone: 620-232-6420  
Toll Free: 877-438-2349  
Fax: 620-232-2606

On the web, visit: [www.afix.net](http://www.afix.net)

*A total solution — AFIX®Tracker® v4 with Palms installed on a fast new Dell® PC, printer, scanner, all additional hardware necessary, training and 3 yr. support package — is priced at only \$30,000. within the continental United States.*



# The Criminalist

Official Publication of the New Jersey Division, IAI

## Advertisement/Rate Form

Corporate/company name

Mailing Address

City/town

State

Zip code

Contact person

Telephone number

Full page \$200.00

Half page \$100.00

Quarter page \$50.00

Business card \$30.00

Prices are for ads that will appear in four (4) issues of the Criminalist. Advertisers must supply their own copy. Line art, black and white, gray scale and half tone images are all acceptable for publication. If a different ad is to appear in each issue, please include a \$10.00 surcharge with the new copy. Advertisers will receive a copy of the Criminalist each time their ad is to appear. Publication dates are December, March, June and September. Submit this form, a check payable to the NJ Division, IAI in the appropriate amount and a clean copy of your ad (or computer disk with the ad in .bmp, .tif, Word Perfect or MS-Word format) to: The Editor, The Criminalist, P.O. Box 2413, Edison, NJ 08818. Your ad will appear in the next four (4) issues. The Criminalist and the NJ Division, IAI, reserve the right to refuse copy for products deemed inappropriate for a professional publication or subject matter which is deemed contrary to the goals and ideals of the International Association for Identification.

### Special Instructions

First issue for ad to appear:

Check received:

Check no.:

Amount:

1/99

# Do-It-Yourself Film Digitizer

Lieutenant Robert J. Garrett  
Supervisor, ID/Technical Services  
Middlesex County Prosecutor's Office

Awhile ago, I was shopping around for a film scanner so I could archive my old cases. Unfortunately, most of my work was done on medium format film. Scanners for 35 mm film can be had for under \$200. Adding the capability to scan medium format negatives can raise the price five fold. I decided to check out the used equipment market. I found that some early film scanners worked very differently from what we are used to. Instead of moving the negative across a static sensor or moving a sensor over the film, these scanners used a single CCD chip and exposed the film with a burst of light.

I considered this methodology and in half an hour had designed a multi format film digitizer that would cost under \$25.00! There is a catch. The price does not include the static CCD. The image capture is provided by *your* digital camera. What I had put together was really a platform to mount negatives or slides, illuminate them for proper focusing and finally expose them to the camera with a flash of properly balanced white light.

This capture method is actually more efficient than the conventional scanning means. Scanning a film negative at high resolution can take some time. Using the **Copy Box**, you can record negatives or slides as fast as you can push the shutter button.

To construct a **Copy Box** of your own, you will need:

## Materials

- 1—sheet of white 24" x 36" 3/8" foam core board
- 2—pieces of 5" X 6" clear glass
- 1—sheet of heavy black card stock (size will depend on how many different film carriers you need).

## Tools

- Xacto or razor knife
- Hot glue gun

## Additional Equipment

- Small electronic flash unit
- PC cord extension
- 4-7 watt accessory lamp
- Digital camera (3 MP or better) with macro or close up lens and external flash connection

## Construction

Starting with the end pieces, cut a round 1 1/4" hole near the bottom and centered on one piece. This will receive the focusing lamp. On the other end piece, cut a rectangular hole, centered top to bottom and side to side. This will be for your flash unit. The actual size may vary depending on the flash used. Hot glue an end piece, wide side down, to each 14" end of the base.

Next, hot glue the side pieces to the end pieces and the base. Cut a 4 5/8" X 3 5/8" rectangular opening at one end of the top piece. This size will accommodate a 4 X 5 negative. Do not glue the top to the box. This will allow you to store accessories inside the box when not in use.

Use heavy black card stock for film carriers. Make each carrier the same size as the glass, 5" X 6". Cut openings in each film carrier. The size will depend on the film format being copied. Use the following guide:

35 mm	1" X 1 3/8" (35mm X 24mm)
6 X 6 (120)	2 1/4" X 2 1/4" (57mm X 57mm)
645 (120)	2 1/4" X 1 7/8" (57mm X 42 mm)
4" X 5"	3 5/8" X 4 5/8" (118mm X 92mm)

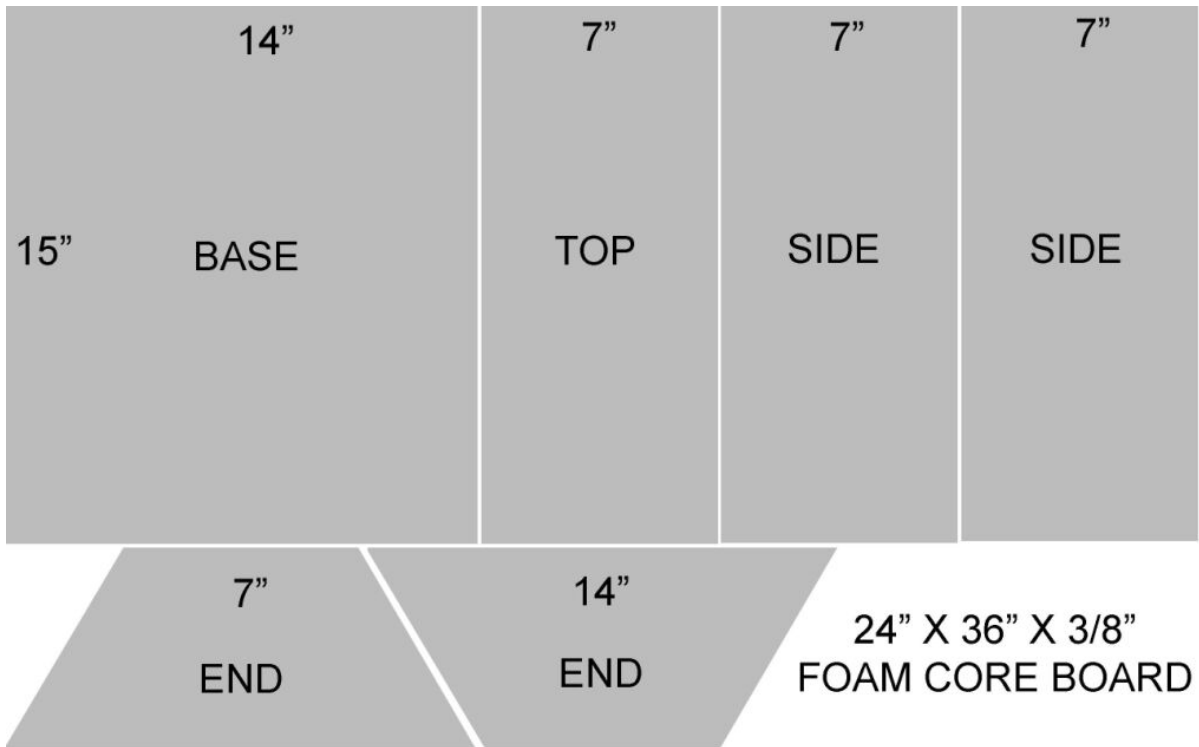


Figure 1 (top): This layout makes efficient use of your material.

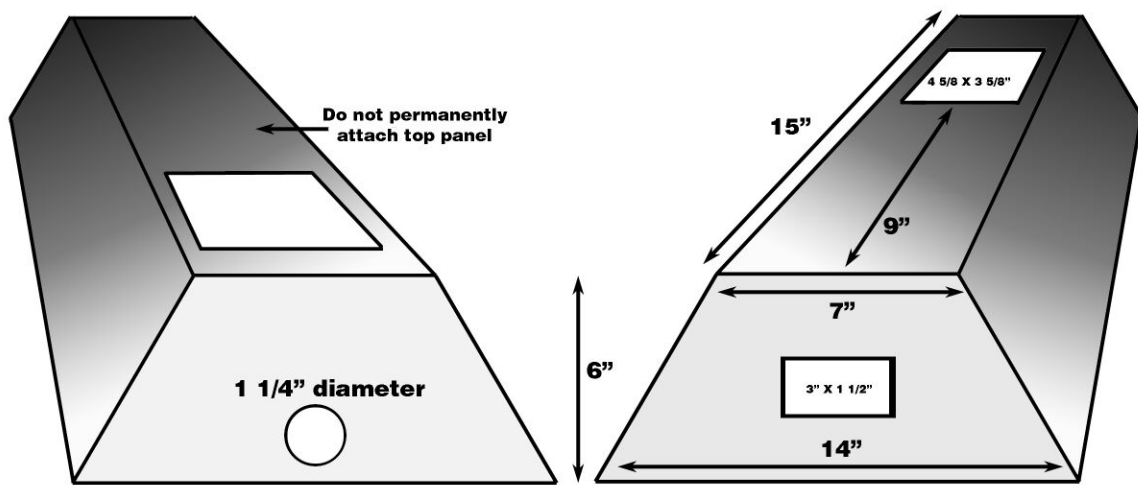


Figure 2 (above): The assembled **Copy Box**. The opening on the top piece sits over the accessory lamp for focusing. The flash is at the opposite end allowing for more diffused light.

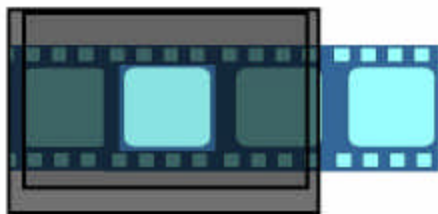


Figure 3 (left): The film carrier exposes one frame at a time and may be used with glass above and/or below the negative.



The strobe is mounted in the hole at the opposite end of the box from the negative. A pc cord is connected between flash and camera. The accessory lamp is mounted in the hole under the negative to assist focusing.

### ***Using the Copy Box***

Mount your camera on a copy stand or tripod. The camera should have a resolution of 3 megapixels or better. Slide the assembled ***Copy Box*** under the camera position. Insert the flash unit into the end slot and attach a pc cord between flash and camera. Place the negative carrier over the hole in the top of the box. Put the negative in place and mount the glass on top to hold the negative flat. Turn on the accessory lamp. Adjust the height of the camera so that the negative fills as much of the view finder as possible. The camera should be in macro mode. If your camera has an optical zoom feature, this may help. Do not use digital zoom as it will diminish the clarity of the image. Carefully and accurately focus the camera on the negative image. It is best to use the manual exposure mode if available. If your camera uses a focal plane shutter, make sure the shutter is set to its synch speed. Take the picture. Repeat for as many pictures as you need.

There are some things you should keep in mind. If the room you are in has overhead lighting, turn them off so they don't reflect in the film carrier glass. The fact that you are using a digital camera allows you to immediately check your exposure. Adjust exposure settings until you record what appears to be a negative of good overall density. You will need to use software to reverse the negative into a positive im-

age that you can print out or use on your computer. This is easily done with Adobe Photoshop®. There are programs that will do the reversal and allow a certain amount of image adjustment that can be had for free. Irfanview, available at <http://www.irfanview.com/> or The Gimp at <http://www.gimp.org/> are two of the most popular ones.

If you are going to be recording many images, you should consider getting an AC power supply for your camera. Digital cameras eat a lot of batteries. Also, adjust the power saving settings on your camera so it doesn't shut down or hibernate after a few minutes of inactivity. This will eliminate having to reset the shot when the camera powers up again.

Another nice thing about this system is that it does not require a computer during the capture process. In fact, its portability is limited only by the charge in your batteries and the size of the camera's memory card. The ***Copy Box*** may be assembled "hinged", that is, put together with binding tape at all the base joints so it can be folded flat for easy storage and transport. The accessory/focusing lamp can be replaced by a small flash light.

For further information contact the author at :  
PO Box 2413, Edison, NJ 08818 or  
[rjgarrett@idman.com](mailto:rjgarrett@idman.com).

**RESULTS:** The images from the film scanner appear slightly sharper than those from the *Copy Box* .



(above) Image from negative copied on the *Copy Box* and close up detail of the same image. The image was recorded on a 4 megapixel camera.



(above) Images from the same negative, scanned on a Minolta Dimage Multi film scanner at 1128 ppi, the highest setting for that format (120 film 645 format).



The fingerprint on the left was captured using the *Copy Box* and 4 megapixel camera. The image on the right was made from the same negative and captured on a Minolta Dimage Multi film scanner at 1128 ppi. Both images are cropped from their originals.



# RESULTS Speak Louder *than advertising copy!*

Our Department recently purchased seven Krimesite Imagers...and Mr. Chris Harris (SIRCHIE® Forensic Sales) provided instruction to 40 of our crime scene technicians. His presentation was excellent and was well received by all attendees, including me.

*WG Massengill, Superintendent  
Virginia State Police*

The vehicle they drove (in a robbery/homicide) was abandoned by the suspects. (After all traditional latent procedures failed, the vehicle was cut into smaller parts and sent to a facility for Vacuum Metal Deposition, and then the parts were returned.)...To everyone's amazement, the Krimesite Imager located additional latent prints on portions of the vehicle which had been through all the (traditional) procedures, including Vacuum Metal Deposition." To say the least, it was a selling point for our department.

*Sgt. John Thomas  
Pasadena, CA*

The addition of a Krimesite Imager to our arsenal of tools has enhanced our ability to forensically examine a crime scene. Our ability to locate, process and record trace evidence such as latent fingerprints has been increased dramatically.

*Sgt. W. Bloomquist, Forensic ID Section  
Royal Canadian Mounted Police*

Recently, while investigating a homicide, investigators from my agency recovered several pieces of duct tape used to bind the victim. (The tape was) submitted to a crime lab and all their efforts yielded negative results. Several weeks later we examined the same duct tape with SIRCHIE's Krimesite Imager. To our amazement we located two distinct fingerprints, neither of which belonged to the victim.

*Inv. Vincent Genovese  
Bethlehem, PA*

(After photographing a sexual assault victim) I decided to try the Krimesite on the victim's legs where her bite marks had been. (Bites were three weeks old.) (The Krimesite) showed the older marks that I had not been able to see before. I have found that this equipment is good for something else other than latents.

*Brenda Hutson  
DeKalb Co, GA*



*The KRIMESITE™ IMAGER locates latent prints on most non-porous surfaces without prior use of powders, chemicals or fuming!*



The **KRIMESITE™ IMAGER** is in use by the US Army CID, Air Force OSI, and RCMP. More than 700 systems are in use worldwide.



*See the **KRIMESITE** training video on our website!*

For more information, please contact:

**SIRCHIE®** Finger Print Laboratories, Inc.

100 Hunter Place, Youngsville, NC 27596

Ph: 919-554-2244, 800-356-7311 • Fax: 919-554-2266, 800-899-8181

Email: [sirchie@mindspring.com](mailto:sirchie@mindspring.com) • Website: [www.sirchie.com](http://www.sirchie.com)



# AIR SCIENCE TECHNOLOGIES

*Leaders in Fume Filtration*

**L**eaders in filtration and contamination control equipment, *Air Science Technologies* has a range of cabinets designed specifically for forensic applications. Whether you need to protect the operator or the evidence we have a range of cabinets to suit your needs.



### **Fingerprint Workstation**

- Unique downflow air pattern to capture fingerprint powder
- Unrestricted access
- Compact design
- Carbon and HEPA filters



### **Ductless Fume Hood**

- Provides operator protection from fumes and particle hazards, such as ninhydrin sprays & superglue
- Advanced monitoring and safety features
- Non-polluting and energy saving



### **PCR Workstation**

- RNA/DNA sampling and preparation
- Provides class 100 clean air for sample protection
- Timed UV light and advanced safety features
- Compact bench-top design



### **Swab Dryer**

- Provides operator and swab protection
- Dries and stores swabs in a controlled environment
- Protection from airborne hazards & bacterial pathogens
- Protection of swabs from cross contamination
- Compact design



### **Forensic Evidence Cabinet**

- The activated carbon & HEPA filters ensure a safe working environment for personnel and protection of evidence from cross-contamination
- Many sizes available
- Easy to install



### **Biological Safety Cabinet**

- High operator protection
- Smart control panel
- Safety critical parameters monitored
- Easy to use
- Class I, II, III units available



### **CA Chamber**

- Automated development of fingerprints
- Fully self-contained system requiring no installation costs
- Lock out safety feature which protects the door from opening when fumes are present within the chamber
- Many sizes available

**Visit us on-line at**

**[www.DUCTLESS.COM](http://www.DUCTLESS.COM)**

*Air Science Technologies* • Toll Free/800.DUCTLESS • T/239.489.3200 • F/239.489.0922 • Email/info@ductless.com

# Powders as Unique as the s you lift

*Since 1936, Lightning® Powder Company  
has engineered the industry's finest latent  
print powders.*

## Now We Are Much More

- latent print powders, lift tape & kits
- latent print development supplies
- fingerprinting supplies
- evidence packaging & safety supplies
- impression evidence & collection equipment
- light sources & photographic supplies
- narcotic test kits
- textbooks & training videos



**LIGHTNING®**  
POWDER COMPANY, INC.

**Call for a Catalog  
800-852-0300  
or shop at [www.redwop.com](http://www.redwop.com)**

13386 International Parkway • Jacksonville, FL 32218

Membership No. \_\_\_\_\_ Date Rec'd & Membership date \_\_\_\_\_ Amount Rec'd. \_\_\_\_\_



INTERNATIONAL ASSOCIATION FOR IDENTIFICATION  
**NEW JERSEY STATE DIVISION**  
APPLICATION FOR MEMBERSHIP

Please return to: PO Box 2413, Edison, NJ 08818  
Annual dues: \$20.00 Active/Associate  
\$10.00 Student

I hereby make application for membership in the International Association for Identification, NJ State Division, in accordance with its Bylaws and Constitution and agree to be bound by them.

I am applying for:  ACTIVE  ASSOCIATE  STUDENT  SUSTAINING MEMBERSHIP (see other side)

Name in full: \_\_\_\_\_

Business Address: \_\_\_\_\_

Home Address: \_\_\_\_\_

Bus. Phone: (\_\_\_\_) \_\_\_\_\_ ext \_\_\_\_\_ Home Phone (\_\_\_\_) \_\_\_\_\_

(will remain confidential)

Email Address: \_\_\_\_\_ FAX Number: \_\_\_\_\_

1. Have you ever been convicted of a crime?  Yes  No  
(If yes, give details on other side)
2. I understand that application fees paid to the Association by any new applicant between Jan. 1 and Sept. 30 shall be applied to membership dues for that year only. Fees paid by an applicant between Oct. 1 and Dec. 31, shall be applied to the following calendar year.
3. I also understand that if I apply for sustaining membership (10X annual dues) I am relieved from the requirement of annual dues and assessments.
4. All applications **MUST** be accompanied by payment of fees, which will be refunded if application is rejected.  
**INCOMPLETE APPLICATIONS WILL BE RETURNED.**
5. Also, I understand that my membership certificate is the property of the association and must be returned to the secretary upon my resignation or suspension.  
  
Because this information will be used for compiling our Membership Directory, PLEASE be precise and complete **ALL** items

**6. PLEASE NUMBER UP TO THREE AREAS OF YOUR EXPERTISE**

Indicate your primary discipline as number 1, then other areas as 2 and 3.

- \_\_\_\_ Fingerprint Identification    \_\_\_\_ Questioned Documents    \_\_\_\_ Polygraph    \_\_\_\_ Criminal Justice
- \_\_\_\_ Forensic Photography/  
Electronic Imaging    \_\_\_\_ Firearms & Toolmarks    \_\_\_\_ Laboratory Analysis    \_\_\_\_ Forensic Science
- \_\_\_\_ Voice Print & Acoustics    \_\_\_\_ Forensic Art    \_\_\_\_ Crime Scene Invest.
- \_\_\_\_ Innovative/Gen. Techniques    \_\_\_\_ Footwear/ Tire Tracks    \_\_\_\_ Bloodstain Pattern Analysis

7. Employed by/enrolled at? \_\_\_\_\_ How long? \_\_\_\_\_

8. In what capacity? \_\_\_\_\_ How long? \_\_\_\_\_

9. Name of Recommender: \_\_\_\_\_ / \_\_\_\_\_  
Print or type signature required

10. Address of Recommender: \_\_\_\_\_ Member # \_\_\_\_\_ Date \_\_\_\_\_

STATE DETAILS OF "YES" ANSWER TO QUESTION #1 ON OTHER SIDE:

---

---

---

---

PERSONAL HISTORY

Spouse's name: \_\_\_\_\_

Degrees and/or Honors and other qualifications for membership:

---

---

---

---

Do you wish to receive *The Criminalist* via USPS  or Internet download

*The Criminalist* is the quarterly journal of the NJ-IAI and contains official announcements and the division training schedule as well as articles dealing with various crime scene related issues.

MEMBERSHIP QUALIFICATIONS

- Active Membership**      The Active Membership of the Association shall consist of heads of Bureaus of Identification or Investigation (including persons under their supervision, who are engaged in the science of identification), heads of Police Departments, Chiefs of Detectives and Sheriffs PROVIDED however, that the foregoing persons are bona fide employees of and who receive salaries from National, State, County or Municipal Governments, or some subdivision thereof.
- Associate Membership**      All reputable persons wholly or partially engaged in any of the various phases of the science of identification and who are not qualified for active membership, are hereby eligible to become associate members. They shall, in all respects, be subject to the same rights and privileges as active members, except that they shall not be entitled to election to the office of President or Vice President.
- Student Membership**      Persons enrolled in an accredited educational institution, who are studying a curriculum with an academic focus on the forensic sciences or criminal justice, shall be eligible for student membership and shall enjoy all the rights and privileges of an Associate Member.

11. I certify that the information contained herein is true and correct to the best of my knowledge. Any omission or falsification of information will be a basis for rejection or denial of continued membership.

Applicant's Signature and Date \_\_\_\_\_



# **TRUMP MARINA**

HOTEL • CASINO

***Make your reservations NOW!***

Join us for a *spectacular* educational and social experience at the Trump Marina in Atlantic City for the 17th Annual NJ-IAI Educational Conference, Sunday, October 19, 2003 through Wednesday, October 22, 2003.

The speaker program will include:  
Forensic Entomology  
Ballistic Fingerprinting  
Mass Disaster Crime Scene Investigation  
Round table with NJ Forensic Organizations  
Civil Liability & Litigation Issues  
Firearm Evidence

**Plus** workshops:  
Advanced Latent Fingerprint Processing  
Palm Print Identification  
Gizmos and Gadgets

*Please note: Hotel and registration are handled separately this year. Please contact the hotel directly for room reservations. Mention NJ Div. IAI or group code AIAFI for conference rates.*

*For Hotel reservations please call: 1-800-777-8477 option #3*



Notice: Deadline for hotel registration at the conference rate is

**September, 28, 2003!**

Details and registration information can be had online at:

**[www.njiai.org](http://www.njiai.org)**

***Don't miss out!***



## Attendee Registration Form

17th Annual Educational Conference  
Trump Marina Hotel & Casino  
Atlantic City, New Jersey  
October 19-22, 2003



last name

first name

street address

city/town

state zip

department/organization

contact phone number

email

### ATTENDANCE

FULL CONFERENCE \$125.00

MONDAY ONLY \$75.00

TUESDAY ONLY \$75.00

REGISTRATION FEE INCLUDES: LUNCHES, BREAKS & BANQUET FOR FULL CONFERENCE  
LUNCHES, BREAKS FOR DAILY ATTENDEES  
(Social delegates must register separately at additional cost)

### WORKSHOP REQUEST

NAME OF WORKSHOP	DAY	TIME PERIOD

Mail this form along with payment to:  
NJIAI 17th Annual Conference, Attn: Joseph Taussi, PO Box 2413, Edison, NJ 08818

MAKE CHECKS PAYABLE TO: NJ STATE DIVISION, IAI.

IF PAYING BY VOUCHER INCLUDE VOUCHER/PURCHASE ORDER # HERE

DO NOT WRITE BELOW THIS LINE

WORKSHOP CONFIRMATION			<b>Banquet Ticket</b>
Class	Day	Period	<p><i>17th Annual Installation Banquet</i>  <i>New Jersey State Division</i>            International Association for Identification  <i>Tuesday, October 21st, 2003 8:00 PM</i>  <i>Regatta Room, Trump Marina Hotel &amp; Casino</i></p> <p><b>ADMIT ONE</b></p>

**NOTE:** All registration forms are available on-line at [www.njiai.org](http://www.njiai.org)



## Social Delegate Registration Form

17th Annual Educational Conference  
Trump Marina Hotel & Casino  
Atlantic City, New Jersey  
October 19-22, 2003



Names of social delegates	Full Conference \$80.00	Banquet only \$45.00
<input type="text"/>	<input type="checkbox"/>	<input type="checkbox"/>
<input type="text"/>	<input type="checkbox"/>	<input type="checkbox"/>
<input type="text"/>	<input type="checkbox"/>	<input type="checkbox"/>
Attending conference with	<input type="text"/>	
	Total remittance	

**Full conference fee includes all lunches and breaks, installation banquet and President's reception**

**Mail this form along with payment to:**  
**NJIAI 17th Annual Conference, Attn: Joseph Taussi, PO Box 2413, Edison, NJ 08818**  
MAKE CHECKS PAYABLE TO: NJ STATE DIVISION, IAI.

DO NOT WRITE BELOW THIS LINE

<p><b>Banquet Ticket</b></p> <p><i>17th Annual Installation Banquet New Jersey State Division International Association for Identification Tuesday, October 21st, 2003 8:00 PM Regatta Room, Trump Marina Hotel &amp; Casino ADMIT ONE</i></p>	<p><b>Banquet Ticket</b></p> <p><i>17th Annual Installation Banquet New Jersey State Division International Association for Identification Tuesday, October 21st, 2003 8:00 PM Regatta Room, Trump Marina Hotel &amp; Casino ADMIT ONE</i></p>
<p><b>Banquet Ticket</b></p> <p><i>17th Annual Installation Banquet New Jersey State Division International Association for Identification Tuesday, October 21st, 2003 8:00 PM Regatta Room, Trump Marina Hotel &amp; Casino ADMIT ONE</i></p>	<p><b>Banquet Ticket</b></p> <p><i>17th Annual Installation Banquet New Jersey State Division International Association for Identification Tuesday, October 21st, 2003 8:00 PM Regatta Room, Trump Marina Hotel &amp; Casino ADMIT ONE</i></p>



# VENDOR REGISTRATION FORM

17th Annual Educational Conference  
Trump Marina Hotel & Casino  
Atlantic City, New Jersey  
October 19-22, 2003



company/organization		
street address		
city/town	state	zip
contact person	contact phone number	
email	fax	

**Vendor fee: \$300.00**

VENDOR FEE INCLUDES:  
LUNCHESES, BREAKS & BANQUET FOR FULL CONFERENCE  
1 - 6' SKIRTED TABLE WITH 2 CHAIRS & ELECTRICAL HOOK-UP  
EXTRA TABLES ARE \$25/DAY

**PLEASE NOTE:  
ALL FEES ARE DUE PRIOR TO THE START OF THE CONFERENCE**

Mail this form along with payment to:  
NJIAI 17th Annual Conference, Attn: Joseph Taussi, PO Box 2413, Edison, NJ 08818  
MAKE CHECKS PAYABLE TO: NJ STATE DIVISION, IAI.

<input type="text"/> NUMBER OF TABLES REQUIRED
SPECIAL REQUIREMENTS/INSTRUCTIONS

ALL VENDORS ARE REQUIRED TO USE A DRAYAGE COMPANY. PLEASE CONTACT ATLANTIC EXPO FOR SERVICE: (609) 272-1600. MOVE IN TIME IS 12 PM - 3 PM, SUNDAY, OCTOBER 19, 2003. MOVE OUT IS 3PM TUE, OCTOBER 21, 2003. ALL EXHIBITS WILL BE HOUSED IN THE REGATTA ROOM ON LEVEL 4.

RECEIVED	AMOUNT	CHECK #
----------	--------	---------



## Quick. Easy. With no more waste!

Tired of dealing with those flimsy paper dispensers? Then switch to the new molded plastic dispenser...at no extra charge!

Makes "evidence taping" a breeze...easier, faster and without waste. Simply tear off the length of tape you need, "split" half of the backing at the split-backed liner, then apply. When the seal is in place, peel off the remaining liner and permanently seal.

Once the split-back Zipr-Weld is in place, you can rest assured that unauthorized removal attempts will be easily detected.

Try it. It's almost too simple to believe! It even comes with a handy belt clip that *really* works!

**Three roll lengths now available!**



Your partner in crime.



**FREE** custom imprinting with qualified purchases.  
Call now to order, 800-255-6499.

Robert J. Garrett  
Editor/NJIAI  
PO Box 2413  
Edison, NJ 08818

---

FORWARD AND ADDRESS CORRECTION REQUESTED

---